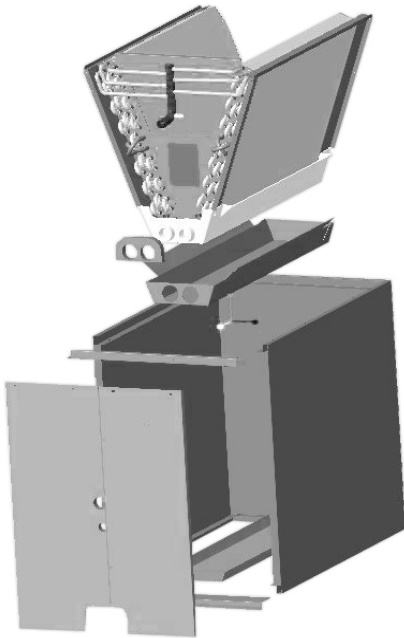


Specification Guide

Dedicated Downflow Evaporator Coils

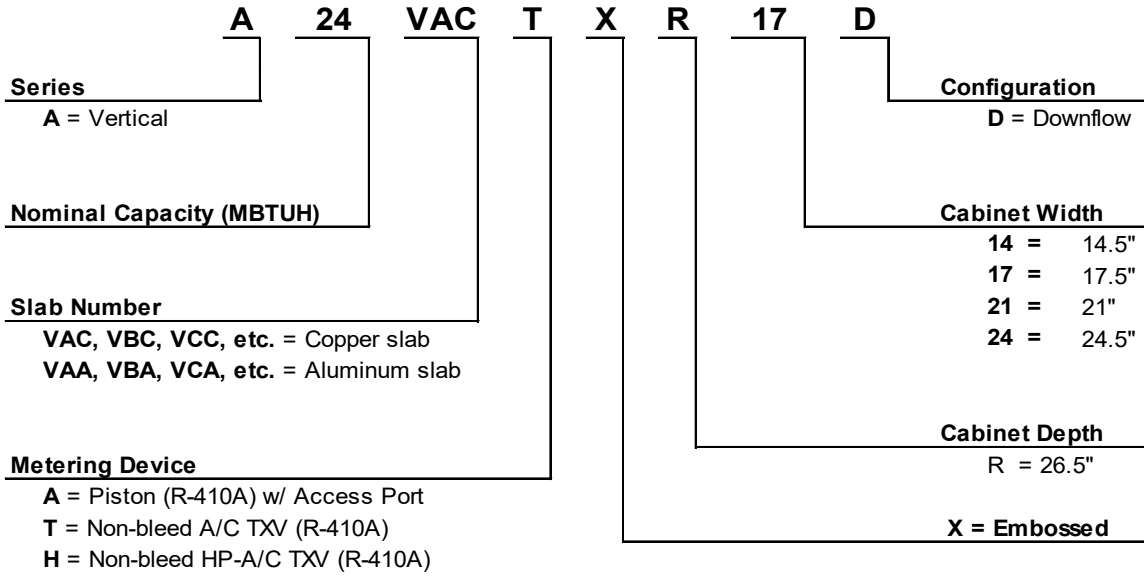


Contents	Page
Downflow Coils	
Features	2
Nomenclature	3
Specifications.....	4



Product improvement is a continuous process at Advanced Distributor Products. Therefore, product specifications are subject to change without notice and without obligation on our part. Please contact your ADP representative or distributor to verify details.
© by Advanced Distributor Products. All rights reserved.

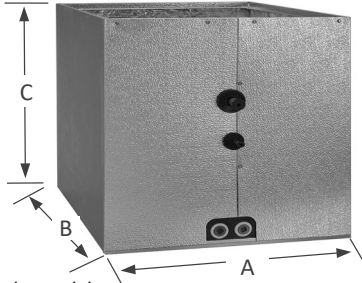
Downflow Coil Nomenclature



Downflow Coil – Cased Specifications

A = Width
B = Depth
C = Height

Supply Opening: (A - 1.5") x (B - 1.5")
Return Opening: (A - 1.0") x (B - 0.5")



C = Copper slab; A = Aluminum slab.

Dimensions / Airflow Data								Weights									
Slab Number	Nominal MBTUH	Width [A]	Depth [B]	Height [C]	Max CFM	Face Vel. [2] (fpm)	DRY Coil Air Pressure Drop (inches W.C.) by Coil Width [A]	Copper	Aluminum								
								VA (C,A)	18 24	14.5" - 17.5"	26.5"	18"	600	205	.05	27	26
VB (C,A)	18 24	14.5"	800	274	.14	29	28										
	VC (C,A)	18 24	17.5"	600	171			.06									
		800		229	.14												
		600		171	.06												
		800		229	.14												
		1000		286	.22												
1150		329		.27													
VD (C,A)	18 24	14.5"	23.5"	18"	600	171	.02	31	30								
	VE (C,A)	24 30			17.5"	800	229			.10							
		VF (C,A)				18 24	17.5" - 21"			600			171	.02			
						VG (C,A)				24 30			21.0"	800	229	.10	
										VH (C,A)		36		24.5"	1000	286	.18
												VL (C,A)			42	24.5"	1200
VH (C,A)				24 30				21.0"	800						196		.11
	VL (C,A)			36 42	17.5" - 21"				1000						245		.19
		VH (C,A)		42 48			24.5"		1200						294		.27
				VL (C,A)		42 48			24.5"				800		196		.05
						VH (C,A)				60			21.0"	1000	245		.11
										VL (C,A)		42 48		24.5"	1200	294	.17
VH (C,A)			60					21.0"				1350			331	.21	
	VL (C,A)		42 48		24.5"							1000			190	.17	
		VH (C,A)	60				21.0"					1200			229	.25	
			VL (C,A)	42 48					24.5"			1400			267	.30	
				VH (C,A)		60						21.0"	1400		267	.21	
						VL (C,A)				42 48			24.5"	1600	305	.28	
VH (C,A)								60		21.0"	1200			206	.17		
	VL (C,A)				42 48			24.5"			1400			240	.23		
		VH (C,A)			60		21.0"				1400			240	.10		
			VL (C,A)		42 48				24.5"		1600			274	.14		
				VH (C,A)	60						21.0"	1400		218	.20		
					VL (C,A)	42 48						24.5"	1600	249	.24		
VH (C,A)						60				21.0"			1850	288	.28		
	VL (C,A)					42 48		24.5"					1400	218	.07		
		VH (C,A)				60	21.0"						1600	249	.11		
			VL (C,A)			42 48			24.5"				1950	304	.18		
				VH (C,A)		60					21.0"		1400	200	.20		
					VL (C,A)	42 48						24.5"	1600	229	.26		
VH (C,A)						60				21.0"			1900	271	.32		
	VL (C,A)					42 48		24.5"					1400	200	.06		
		VH (C,A)				60	21.0"						1600	229	.11		
			VL (C,A)			42 48			24.5"				2000	286	.17		
				VH (C,A)		60					21.0"		1400	200	.11		
					VL (C,A)	42 48						24.5"	1600	229	.21		
VH (C,A)						60				21.0"			1950	286	.25		

Downflow Coil – Pallet Quantities

Cabinet Width	Pallet Qty by Cabinet Height (in)		
	18"	23.5"	27.5"
14.50"	8	8	4
17.50"	8	4	4
21.00"	2	2	2
24.50"	2	2	2



2175 West Park Place Boulevard
Stone Mountain, GA 30087
www.adpnw.com