




PREMIER AIR HANDLERS PRODUCT GUIDE



ADPNOW.COM



03	WHY ADP
04	THE ADP ADVANTAGE
05	AIR HANDLER APPLICATION
06	AIR HANDLER PRODUCT OFFERING
07	AIR HANDLER PRODUCT COMPARISON
08	MANUFACTURED HOUSING ELECTRIC MFURNACE
08	Description
09	Nomenclature
10	LOW PROFILE - F SERIES
10	Description
11	Nomenclature

12	MULTI-POSITION & HYDRONIC - B SERIES
12	Description
13	Nomenclature
14	MODULAR BLOWER - MX SERIES
14	Description
15	Nomenclature
16	GAS FURNACE REPLACEMENT MODULAR BLOWER - MODULEFLEX EFURNACE™
16	Description
17	Nomenclature
18	SOFFIT MOUNT - CP SERIES
18	Description
19	Nomenclature
20	COMPACT WALL MOUNT - S SERIES
20	Description
21	Nomenclature

WHY ADP?


Advanced Distributor Products (ADP) started with a vision to produce the best evaporator coils in the country. In 1992, ADP began production in Grenada, Mississippi, and started developing innovative products that are fully supported by a research and development laboratory, which includes areas for testing, assembling, and designing future products.

Today, ADP offers a wide range of premier HVAC products with exclusive design advantages. We pride ourselves on our quality, flexibility, and solutions. We design our products to fit any application and simplify installation. And we’re always open to new partnerships with businesses and the communities we serve.




QUALITY

- Leading US manufacturer of evaporator coils and air handlers
- Built to the highest quality standards
- Microban® antimicrobial technology
- Advanced performance testing and simulation software




FLEXIBILITY

- Broadest product line in the industry –thousands of variations available
- Products designed to match perfectly with any system
- Personalized programs for distributor partners
- Custom product strategies to meet local needs



SOLUTIONS

- Short lead times
- Low warranty rates with simple claim process
- Insights from industry experts
- Focused on distributor and dealer success
- Quick and easy installation in the field



THE ADP ADVANTAGE

Offering several options for flexibility, ADP air handlers are thoroughly tested to ensure quality and deliver reliable ratings. Our air handler line accommodates any application need.

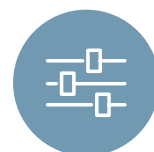
ALL ADP AIR HANDLERS OFFER:



Compact and efficient design



Options for heating requirements




Multiple configurations



Available 10-Year extended warranty with registration



Electric or hot water heat options



Easy access control panel and one-point electrical connections



Multiple configurations for installation flexibility



ECM or PSC motor options for enhanced performance

AIR HANDLER APPLICATION

If you own a heat pump for your home, the indoor component responsible for ceaselessly endeavoring to maintain cozy indoor temperatures is likely your air handler. Typically, air handlers are situated in the attic, basement, or a dedicated closet and may resemble the shape of a gas furnace.

When properly matched with the heat pump's capacity and SEER (Seasonal Energy Efficiency Ratio), the air handler efficiently circulates conditioned air through the home's ductwork. The circulated air can be either cool or hot, depending on the season. It's important to note that according to the Air Conditioning, Heating and Refrigeration Institute (AHRI), using mismatched systems can result in efficiency losses of at least 30% compared to matched systems. Homeowners should consider this efficiency loss when contemplating replacing only the outdoor unit of their split system.





AIR HANDLER PRODUCT OFFERING

FlexCoil A2L + Legacy A1 models available

Low Profile
F Series
Factory installed heat, standard or 5-speed high-efficiency ECM motors

120 V & 240 V



Multi-Position & Hydronic
B Series
Multi-position, hydronic for northern climates where heat can be supplied by electric or hot water

120 V & 240 V



Modular Blower
MX Series
Designed for space constrained installations, may also be used as a stand-alone blower

120 V & 240 V



Gas Furnace Replacement Modular Blower
Moduleflex eFurnace™
True replacement for an existing gas furnace as a no-heat unit

120 V



Manufactured Housing Electric Furnace
mFurnace™
Optimized for manufactured housing applications, configured for downflow, convertible to upflow, and perfectly matches with our Manufactured Housing coil
m FURNACE



Compact Wall Mount
S Series
Compact wall mount to meet the needs of multi-family market for wall or closet installations



Soffit Mount
CP Series
Ceiling mount designed for a seamless install in multi-family applications



AIR HANDLER PRODUCT COMPARISON

							
Series	F Series	B Series	S Series	CP Series	MX Series	Moduleflex eFurnace™	mFurnace™
DESCRIPTION	Low Profile	Multi-Position & Hydronic	Compact Wall Mount	Soffit Mount	Modular Blower	Gas Furnace Replacement Modular Blower	Manufactured Housing Electric Furnace
WARRANTY							
Extended Warranty Available	✓	✓	✓	✓	✓	✓	✓
COIL FEATURES							
Aluminum Coil	✓		✓	✓			
Copper Coil	✓	✓	✓	✓			
Microban® Antimicrobial Pan	✓						
UV Resistant Pan	✓	✓	✓	✓			
APPLICATION							
Vertical Upflow	✓	✓			✓	✓	✓
Vertical Downflow	*				✓	✓	✓
Horizontal Right/Left	✓	✓		✓	✓	✓	
Air Return	✓ Bottom	✓ Bottom/ side°	✓ Front	✓ Bottom	✓ Bottom/ side°	✓ Bottom/ side	✓ Top/ bottom
MOTOR							
Variable Speed ECM		✓ 120 V 240 V					
Five-Speed ECM	✓ 120 V 240 V		✓ 240 V	✓ 240 V	✓ 120 V 240 V	✓ 120 V	✓ 120 V 240 V
PSC	✓ 120 V 240 V	✓ 120 V 240 V	✓ 240 V	✓ 240 V	✓ 120 V		
HEAT OPTIONS							
Electric	✓ *	*	✓	✓ *	*		✓ *
Hot Water		✓ *			✓		
No Heat	✓	✓		✓	✓	✓	✓

✓ Available factory installed *Available field installed kit °Side return available in 12-36 MBTUH only °° Side return on HW models only

5-YEAR
STANDARD LIMITED
WARRANTY

AVAILABLE
10-YEAR
EXTENDED WARRANTY
WITH REGISTRATION

SCAN THIS CODE TO REGISTER FOR OUR
10-YEAR WARRANTY.





MANUFACTURED HOUSING ELECTRIC FURNACE

mFURNACE™



Scan the QR code to learn more



mFURNACE

Flexibility meets reliability for your manufactured home.

Say goodbye to outdated heating systems and hello to the mFurnace™ - an electric furnace designed for the unique needs of manufactured housing. Whether you're replacing an old gas or electric unit, mFurnace™ offers the perfect blend of efficiency, flexibility, and ease of installation.

Key Features:

- Two-piece design: this innovative two-piece furnace allows for seamless integration with various coil cabinets, giving you the freedom to customize your heating solution
- Multiple electric heat options to tailor performance to each installation
- Superior warranty: With ADP's unmatched 5-year warranty, and available 10 -year extended warranty, you can trust that your investment is protected for years to come
- Safety first: mFurnace™ features a door switch safety mechanism that cuts power when the door is removed, ensuring peace of mind during maintenance
- Multiple sizes: mFurnace™ offers a range of coil cabinet sizes, allowing you to find the perfect fit for your manufactured house
- Customer-centric service: ADP's commitment to exceptional customer service means you can count on us for support and expertise every step of the way

Designed for easy replacement in new or existing homes - fits industry standard mechanical space
Two-piece design, increased flexibility to mix and match coil cabinets
Multiple electric heat options to tailor performance to each installation
Multiple coil cabinet sizes available, and the handle on the front panel makes for easy installation and repair
5-year standard warranty available, with available 10-year extended warranty

Nomenclature

AMH	E	4	D	10	B	2	H	1
Series	Blower Motor	Size/ Airflow	Configuration	Electric Heat	Line Voltage Connection	Voltage	Cabinet Color	Revision
AMH	E: 5-speed ECM motor	2: 2 Ton/ 1600-800 CFM 3: 3 Ton / 600-1,300 CFM 4: 4 Ton / 800-1,400 CFM 5: 5 Ton / 1,000-1,700 CFM	D: Downflow	00: No heat (Size 2-5 Ton) 05: 5.0 kW (Size 2-5 Ton) 07: 7.5 kW (Size 2-5 Ton) 10: 10 kW (Size 2-5 Ton) 12: 12.5 kW (Size 3-5 Ton) 15: 15 kW (Size 3-5 Ton) 20: 20 kW (Size 4-5 Ton)	S: Stripped wires B: Circuit breaker	1: 120 V, 60 Hz, 1ph., with time delay 2: 208/240 V, 60 Hz, 1 ph., with time delay	N: Not included	

* See Spec Guide for additional nomenclature details



LOW PROFILE - F SERIES



Scan the QR code to learn more



Improved Air Quality

Microbes can double every 20 minutes on an untreated surface!



Standard plastic pan with visible mold



Plastic pan with Microban® antimicrobial additive

Mold is part of our environment and there are no practical ways to completely eliminate mold spores.

The best defense against mold in a home is to prevent it from taking hold through moisture control and the use of mold resistant building materials.

Compact Design

F Series air handlers are lightweight and up to 12" shorter than the comparable OEM models.



Compact, lightweight design, up to 12" shorter than the comparable OEM models

Multi-position configurations including upflow, downflow, and horizontal left or right

Available with PSC or 5-speed high-efficiency ECM motor

Electric or no heat, with optional 5-20 kW heat kit factory or field installed

Available in 208/240 V and 120 V

120 V 5-Speed ECM Air Handler

The 120 V option is designed to target mild climate applications where electric heat isn't a requirement. The supply voltage is a key feature to help installers save time and money in applications where a traditional AC system is being replaced with a heat pump

Nomenclature

F	C	M	E31	9	24	S	05	2	A
Series	Blower Motor Type	Airflow Configuration	Slab No.	Refrigerant Type & Metering Device	Unit Size	Line Voltage Connections	Electric Heat	Voltage	Revision
F: Fully Painted (taupe)	C: 3-speed PSC motor E: 5-speed high eff. ECM motor	M: Multi-pos. (vertical, left or right horizontal)		1: Piston (R-454B)	18	S: Stripped wire (Standard) B: Circuit breaker	00: none (sizes 18-60)	1: 208/240 V, 60 Hz, 1ph. (ECM only)	
				7: Bleed HP-A/C TXV (R-410A)	24		05: 5 kW (sizes 18-48)	2: 208/240 V, 60 Hz, 1ph. (PSC only)	
				9: Non-bleed HP-A/C TXV (R-410A)	25		07: 7.5 kW (sizes 18-60)	3: 120 V, 60 Hz, 1ph. (ECM only)	
					30		10: 10 kW (sizes 18-60)	4: 120 V, 60 Hz, 1ph. (PSC only)	
					31		15: 15 kW (sizes 30-60)		
					36		20: 20 kW (sizes 48-60)		
					37		Note: Maximum 10 kW per electrical supply circuit		
					42				
					48				
					60				

F	C	M	E31	A	24	S	05	2	R
Series	Blower Motor Type	Airflow Configuration	Slab No.	Metering Device	Unit Size	Line Voltage Connections	Electric Heat	Voltage	Refrigerant Detection System
F: Fully Painted (taupe)	C: 3-speed PSC motor E: 5-speed high eff. ECM motor	M: Multi-pos. (vertical, left or right horizontal)		1: Piston (R-454B & R-32)	18	S: Stripped wire B: Circuit breaker	00: none (sizes 18-60)	1: 208/240 V, 60 Hz, 1ph. (ECM only)	R: Included (Factory Installed)
				A: R-454B Non-bleed HP-A/C TXV	24		05: 5 kW (sizes 18-48)	2: 208/240 V, 60 Hz, 1ph. (PSC only)	
				B: R-32 Non-bleed HP-A/C TXV	25		07: 7.5 kW (sizes 18-60)	3: 120 V, 60 Hz, 1ph. (ECM only)	
				C: R-454B Bleed HP-A/C TXV	30		10: 10 kW (sizes 18-60)	4: 120 V, 60 Hz, 1ph. (PSC only)	
					31		15: 15 kW (sizes 30-60)		
					36		20: 20 kW (sizes 48-60)		
					37		Note: Maximum 10 kW per electrical supply circuit		
					42				
					48				
					60				

*See Spec Guide for additional nomenclature details

MULTI-POSITION & HYDRONIC - B SERIES




Scan the QR code to learn more



Multi-Function Controls

Easy to read plug and play multi-function control board, standard on all models.



Control Board Features:

- Controls both factory and field installed circulating pumps
- 24 VAC isolation valve control
- Auxiliary contacts for water heater or boiler activation
- Freeze protection activates at 40 °F
- Thermostat connections
- 60 second time delay for blower activation
- 130 °F aquastat time delay for blower activation (optional)
- Pump timer to meet local or national codes for water circulation

Variable Speed Option

Optional variable speed high-efficiency ECM motor for enhanced product performance.



Variable Speed Features & Benefits:

- Maintains selected CFM over wide range of static conditions
- Standard fan time delay feature
- Constant air circulation setting for improved IAQ
- LED display for visual indication of air volume

Nomenclature

B	C	R	M	A3	9	24	S	3P	3	A
Series	Blower Motor Type	Horizontal Drain Pan Position	Airflow Configuration	Slab No.	Metering Device	Unit Size	Line Voltage Connections	Heat Options	Voltage	Revision
B: Painted cabinet (taupe)	C: 3-speed PSC motor V: Variable speed high eff. ECM motor	R: Right-hand O: No cooling coil	M: Multi-pos.		0: No cooling coil 1: Piston (R-410A) 7: Bleed HP-A/C TXV (R-410A) 9: Non-bleed HP-A/C TXV (R-410A)	Slant Coil: 12, 18, 24, 25, 30, 36 (side return capable) A-Coil: 31, 37, 42, 48, 60	S: Stripped Wire	00: No heat Hot water coil w/Pump & Valve Assembly 2P: 2 row hot water coil (sizes 12-30, 36) 3P: 3 row hot water coil (all sizes) 4P: 4 row hot water coil (sizes 31, 37-60) Hot water coil w/o Pump & Valve Assembly 2N: 2 row hot water coil (sizes 12-30, 36) 3N: 3 row hot water coil (all sizes) 4N: 4 row hot water coil (sizes 31, 37-60)	1: 208/240 V, 60 Hz, 1ph. 3: 120 V, 60 Hz, 1ph. 4: 120 V, 60 Hz, 1ph. & 130° F aquastat	

B	C	R	M	A3	A	24	S	3P	3	R
Series	Blower Motor Type	Horizontal Drain Pan Position	Airflow Configuration	Slab No.	Metering Device	Unit Size	Line Voltage Connections	Heat Options	Voltage	Refrigerent Detection System
B: Painted cabinet (taupe)	C: 3-speed PSC motor V: Variable speed high eff. ECM motor	R: Right-hand O: No cooling coil	M: Multi-pos.		1: Piston (R-454B & R-32)) A: R-454B Non-bleed HP-A/C TXV B: R-32 Non-bleed HP-A/C TXV C: R-454B Bleed HP-A/C TXV	Slant Coil: 12, 18, 24, 25, 30, 36 (side return capable) A-Coil: 31, 37, 42, 48, 60	S: Stripped Wire	00: No heat Hot water coil w/Pump & Valve Assembly 2P: 2 row hot water coil (sizes 12-30, 36) 3P: 3 row hot water coil (all sizes) 4P: 4 row hot water coil (sizes 31, 37-60) Hot water coil w/o Pump & Valve Assembly 2N: 2 row hot water coil (sizes 12-30, 36) 3N: 3 row hot water coil (all sizes) 4N: 4 row hot water coil (sizes 31, 37-60)	1: 208/240 V, 60 Hz, 1ph. 3: 120 V, 60 Hz, 1ph. 4: 120 V, 60 Hz, 1ph. & 130° F aquastat	R: Included (Factory Installed)

Multi-position, hydronic for northern climates where heat can be supplied by electric or hot water

Plug and play multi-function control board

Side return option available on 12-36 BTU/H models

Optional variable speed high-efficiency ECM motor for enhanced product performance

Optional easy-to-replace hot water kits, available factory or field installed

Field configurable for upflow and horizontal left and right

Field installed electric heat kits available for 208/240 V models

*See Spec Guide for additional nomenclature details



MODULAR BLOWER - MX SERIES



Scan the QR code to learn more



Modular blower offering flexible options and ideal for a variety of applications
208/240 V 5-speed high-efficiency ECM motor with field-installed electric heat kits
120 V PSC or 5-speed high-efficiency ECM motor with hot water heat factory installed
Combine with an existing ADP coil in inventory to reduce SKUs
Upflow, downflow, and horizontal left or right configurations

Electric Heat Unit

Modular Blowers can be used as a stand-alone electric furnace or combined with an ADP coil.



Electric Heat Unit Features:

- High-efficiency 5-speed ECM motor
- 5kW - 20kW field installed Electric Heat Kits
- Slide-out panel with one-point electrical connections
- Add an ADP coil to make complete air handler unit

Hot Water Heat Unit

Easy to read plug and play multi-function control boards provide fast access to key features.



Control Board Features:

- Controls both factory and field installed circulating pumps
- 24 VAC isolation valve control
- Auxiliary contacts for water heater or boiler activation
- Freeze protection activates at 40 °F
- Thermostat connections
- 60 second time delay for blower activation
- 130 °F aquastat time delay for blower activation (optional)
- Pump timer to meet local or national codes for water circulation

Nomenclature

MX	E	08	00	N	2	E	2
Series	Blower Motor	Size/Airflow	Hot Water Coil	Line Voltage Connection	Voltage	Heat Size	Revision
MX	C: 3-speed PSC motor E: 5-speed ECM motor	08: 800 CFM 12: 1,200 CFM 16: 1,600 CFM 20: 2,000 CFM	00: No hot water coil WP: Hot water coil with pump WN: Hot water coil without pump AP: Hot water coil with 130°F aquastat & pump AN: Hot water coil with 130°F aquastat without pump	N: Stripped wire	2: 208/240V, 60Hz, 1ph. with time delay 4: 120V, 60Hz, 1ph. with time delay	B: 3 row hot water coil (available on 08 & 20 models) C: 4 row hot water coil (available on 08, 12 & 16 models) E: No heat (electric heat kits sold separately)	

NOTES: 1. Hot water heat models only available with 120V 3-speed PSC motor. 2. Electric heat & no heat models only available with 208/240V 5-speed ECM motor. See Spec Guide for additional nomenclature details.

Air Handler Size	08	12	16	20
Height (in)	27	27	28	28
Depth (in)	20 1/4	20 1/4	20 1/4	20 1/4
Width (in)	17 1/4	17 1/4	21	24 1/4



GAS FURNACE REPLACEMENT MODULAR BLOWER

MODULEFLEX EFURNACE™



Scan the QR code to learn more



eFURNACE

Moduleflex eFurnace is a true replacement for an existing gas furnace.

With either side or bottom return capability, this modular blower should be a drop-in replacement with no modification needed to the current system. It has a high-efficiency 5-speed ECM motor with no electric heat which allows for installation with an existing electrical circuit in climate applications where electric heat isn't a requirement.

Features:

- Fits within the existing unit's footprint
- No modification needed to the current system
- High-efficiency 5-speed ECM motor
- No electric heat allows installation with existing electrical circuit

Nomenclature

AEF	E	3	A	00	S	1	H	H	2
Series	Blower Motor	Size/ Airflow	Cabinet Width	Electric Heat	Line Voltage Connection	Voltage	Cabinet Color	Front Panel Color	Revision
AEF= ADP Moduleflex eFurnace	E: 5-speed ECM motor	3: 3 Ton / 600- 1,200 CFM 4: 4 Ton / 1,000-1,600 CFM 5: 5 Ton / 1,400-2,000 CFM	A: 14.25" B: 17.5" C: 21.0" D: 24.5"	00: No heat	S: Stripped wires	1: 120 V, 60 Hz. 1ph. with time delay	H: Galvanized	H: Galvanized A: Armstrong G: ICP J: Goodman/Amana N: Nordyne P: Carrier/Bryant/ Payne R: Rheem/Ruud T: Trane/American Std. Y: York/Luxaire/ Coleman	

True replacement for an existing gas furnace with a heat pump

Upflow, downflow, and horizontal left or right airflow

No electric heat, only for mild climates

30" tall - shorter than most gas furnaces with industry standard A, B, C, and D cabinet widths

Side return capable on both sides

120 V, 5-speed ECM motor

Combine with an existing ADP coil in inventory to reduce SKUs


*See Spec Guide for additional nomenclature details



SOFFIT MOUNT - CP SERIES



Scan the QR code to learn more



Designed for a seamless and easy install in multi-family applications

1.5, 2, and 2.5-ton options to meet replacement market needs

PSC and ECM motor options

208/240 V with factory-installed heat available in 3, 5, 6, 8, and 10 kW


Match-ups with all OEM brands

Fits industry standard footprint

Optional factory-installed case for new construction

Perfect Fit

ADP provides options for a variety of applications to meet industry needs.



- Fits industry standard footprint
- Shallow depth for easy installation
- Standard connection locations
- PSC and ECM motor options

Cased Options

The soffit mount knock-down case provides for ease of installation and simple servicing.



- Optional factory installed case for new construction
- Knock-down case accessory saves storage space
- Both cased options return air capable

Nomenclature

C	P	18	01C	9	H	P	03	1	C	A
Series	Blower Motor Type	Unit Size	Slab No.	Metering Device	Airflow Configuration	Line Connections	Electric Heat	Voltage	Case	Revision
C: Ceiling mount (uncased)	P: PSC E: ECM constant torque	18 19 23 24 25 29 30	Copper: 01C, 02C, 03C, 04C, etc. Aluminum: 01A, 02A, 03A, 04A, etc.	1: Piston (R-410A) 7: R-410A Bleed HP-A/C TXV 9: R-410A Non-bleed HP-A/C TXV	H: Horizontal only	S: Stripped wire (no heat models only) P: Pull disconnect	00: no heat 03: 3 kW (sizes 18-24) 05: 5 kW (all sizes) 06: 6 kW (all sizes) 08: 8 kW (all sizes) 10: 10 kW (sizes 24-30)	1: 208/240 V, 60 Hz, 1ph.	C: Cased U: Uncased	

C	P	18	01C	A	H	P	03	1	C	R
Series	Blower Motor Type	Unit Size	Slab No.	Metering Device	Airflow Configuration	Line Connections	Electric Heat	Voltage	Case	Refrigerant Detection System
C: Ceiling mount (uncased)	P: PSC E: ECM constant torque	18 19 23 24 25 29 30	Copper: 01C, 02C, 03C, 04C, etc. Aluminum: 01A, 02A, 03A, 04A, etc.	1: Piston (R-454B and R-32) A: R-454B Non-bleed HP-A/C TXV B: R-32 Non-bleed HP-A/C TXV C: R-454B Bleed HP-A/C TXV	H: Horizontal only	S: Stripped wire (no heat models only) P: Pull disconnect	00: no heat 03: 3 kW (sizes 18-24) 05: 5 kW (all sizes) 06: 6 kW (all sizes) 08: 8 kW (all sizes) 10: 10 kW (sizes 24-30)	1: 208/240 V, 60 Hz, 1ph.	C: Cased U: Uncased	R: Included (Factory Installed)

*See Spec Guide for additional nomenclature details

Uncased Size	18, 23	19, 24, 29	25, 30
Height (in)	10.5	10.5	10.5
Depth (in)	19.5	20.5	20.5
Width (in)	37	43	49

Cased Size	18, 23	19, 24, 29	25, 30
Height (in)	11	11	11
Depth (in)	24	24	24
Width (in)	39.7	45.7	51.7



Scan the QR code to learn more



- Compact wall mount to meet the needs of multi-family market for wall or closet installations
- Compact, lightweight design, at 30" tall and weighing 80 lbs. or less
- Available in copper or aluminum
- PSC or optional 5-speed high-efficiency motor: 240/208 V, 60 Hz
- Factory installed electric heat available
- Top refrigerant connections for easy brazing

Low Height


ADP provides options for a variety of applications to meet industry needs.



- 30" tall for heat pump match-ups (35" option also available)

Light Weight

The compact wall mount air handler allows for ease of installation and simple servicing.



- Aluminum and copper wall mount air handler
- Weighing 80 lbs. or less
- Can be a "one-man-job"

Nomenclature

S	M2	1	24	05	A
Series	Slab No.	Metering Device	Unit Size	Electric Heat	Revision
S: Wall Mount Series	K#: Copper slab L#: Copper slab M#: Aluminum slab	1: Piston (R-410A) 7: Bleed HP-A/C TXV (R-410A) 9: Non-bleed HP-A/C TXV (R-410A)	3-speed PSC motor: 18, 24, 30, 36 5-speed ECM motor: 19, 25, 31, 37, 39	00: No heat 05: 5 kW (all sizes) 07: 7.5 kW (all sizes) 10: 10 kW (all sizes)	

S	M2	A	24	05	R
Series	Slab No.	Metering Device	Unit Size	Electric Heat	Refrigerant Detection System
S: Wall Mount Series	K#: Copper slab L#: Copper slab M#: Aluminum slab	1: Piston (R-454B & R-32) A: R-454B Non-bleed HP-A/C TXV B: R-32 Non-bleed HP-A/C TXV C: R-454B Bleed HP-A/C TXV	3-speed PSC motor: 18, 24, 30, 36 5-speed ECM motor: 19, 25, 31, 37, 39	00: No heat 05: 5 kW (all sizes) 07: 7.5 kW (all sizes) 10: 10 kW (all sizes)	R: Included (Factory Installed)

*See Spec Guide for additional nomenclature details

Air Handler Size	18, 19	24, 25	30, 31	36, 37	39
Height (in)	30	30	30	30	35.5
Depth (in)	18 ¾	18 ¾	18 ¾	18 ¾	18 ¾
Width (in)	22	22	22	22	22

NOTES





2140 Lake Park Blvd, Richardson, TX 75080

WWW.ADPNOW.COM

LinkedIn



Youtube



Facebook



Instagram



©2026 Advanced Distributor Products, LLC. All rights reserved.

This information is the most current and accurate information available and is subject to change without notice. ADP makes no warranty or guarantee of any kind, express or implied, regarding the information set forth herein, including without limitation any warranty regarding its currency, accuracy or completeness or any warranty of merchantability or fitness for a particular purpose.