

PREMIER AIR HANDLERS  
**PRODUCT GUIDE**





# CONTENTS

<b>03</b>	<b>WHY ADP?</b>	<b>12</b>	<b>MULTI-POSITION &amp; HYDRONIC - B SERIES</b>
<b>04</b>	<b>THE ADP ADVANTAGE</b>	12	Description
<b>05</b>	<b>AIR HANDLER APPLICATION</b>	13	Nomenclature
<b>06</b>	<b>AIR HANDLER PRODUCT OFFERING</b>	<b>14</b>	<b>MODULAR BLOWER - MX SERIES</b>
<b>07</b>	<b>AIR HANDLER PRODUCT COMPARISON</b>	14	Description
<b>08</b>	<b>MANUFACTURED HOUSING ELECTRIC MFURNACE</b>	15	Nomenclature
08	Description	<b>16</b>	<b>GAS FURNACE REPLACEMENT MODULAR BLOWER - MODULEFLEX EFURNACE™</b>
09	Nomenclature	16	Description
<b>10</b>	<b>LOW PROFILE - F SERIES</b>	17	Nomenclature
10	Description	<b>18</b>	<b>SOFFIT MOUNT - CP SERIES</b>
11	Nomenclature	18	Description
		19	Nomenclature
		<b>20</b>	<b>COMPACT WALL MOUNT - S SERIES</b>
		20	Description
		21	Nomenclature

## WHY ADP?

Advanced Distributor Products (ADP) started with a vision to produce the best evaporator coils in the country. In 1992, ADP began production in Grenada, Mississippi, and started developing innovative products that are fully supported by a research and development laboratory, which includes areas for testing, assembling, and designing future products.

Today, ADP offers a wide range of premier HVAC products with exclusive design advantages. We pride ourselves on our quality, flexibility, and solutions. We design our products to fit any application and simplify installation. And we're always open to new partnerships with businesses and the communities we serve.



### QUALITY

- Leading US manufacturer of evaporator coils and air handlers
- Built to the highest quality standards
- Microban® antimicrobial technology
- Advanced performance testing and simulation software



### FLEXIBILITY

- Broadest product line in the industry –thousands of variations available
- Products designed to match perfectly with any system
- Personalized programs for distributor partners
- Custom product strategies to meet local needs



### SOLUTIONS

- Short lead times
- Low warranty rates with simple claim process
- Insights from industry experts
- Focused on distributor and dealer success
- Quick and easy installation in the field



## THE ADP ADVANTAGE

Offering several options for flexibility, ADP air handlers are thoroughly tested to ensure quality and deliver reliable ratings. Our air handler line accommodates any application need.

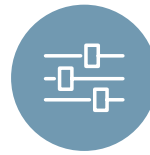
### ALL ADP AIR HANDLERS OFFER:



**Compact and efficient design**



**Options for heating requirements**




**Multiple configurations**



**10-Year Extended Warranty with registration**



**Electric or hot water heat options**



**Easy access control panel and one-point electrical connections**



**Multiple configurations for installation flexibility**



**ECM or PSC motor options for enhanced performance**

## AIR HANDLER APPLICATION

If you own a heat pump for your home, the indoor component responsible for ceaselessly endeavoring to maintain cozy indoor temperatures is likely your air handler. Typically, air handlers are situated in the attic, basement, or a dedicated closet and may resemble the shape of a gas furnace.

When properly matched with the heat pump's capacity and SEER (Seasonal Energy Efficiency Ratio), the air handler efficiently circulates conditioned air through the home's ductwork. The circulated air can be either cool or hot, depending on the season. It's important to note that according to the Air Conditioning, Heating and Refrigeration Institute (AHRI), using mismatched systems can result in efficiency losses of at least 30% compared to matched systems. Homeowners should consider this efficiency loss when contemplating replacing only the outdoor unit of their split system.





# AIR HANDLER PRODUCT OFFERING

FlexCoil A2L + Legacy A1 models available

## Low Profile

### F Series

Factory installed heat, standard or 5-speed high-efficiency ECM motors

120 V & 240 V



## Multi-Position & Hydronic

### B Series

Multi-position, hydronic for northern climates where heat can be supplied by electric or hot water

120 V & 240 V



## Modular Blower

### MX Series

Designed for space constrained installations, may also be used as a stand-alone blower

120 V & 240 V



## Gas Furnace Replacement Modular Blower

### Moduleflex eFurnace™

True replacement for an existing gas furnace as a no-heat unit

120 V



## Manufactured Housing Electric Furnace

### mFurnace™

Optimized for manufactured housing applications, configured for downflow, convertible to upflow, and perfectly matches with our Manufactured Housing coil

m FURNACE



## Compact Wall Mount

### S Series

Compact wall mount to meet the needs of multi-family market for wall or closet installations




## Soffit Mount

### CP Series

Ceiling mount designed for a seamless install in multi-family applications





Series	F Series	B Series	S Series	CP Series	MX Series	Moduleflex eFurnace™	mFurnace™
<b>DESCRIPTION</b>	Low Profile	Multi-Position & Hydronic	Compact Wall Mount	Soffit Mount	Modular Blower	Gas Furnace Replacement Modular Blower	Manufactured Housing Electric Furnace
<b>WARRANTY</b>							
Extended Warranty Available	✓	✓	✓	✓	✓	✓	✓
<b>COIL FEATURES</b>							
Aluminum Coil	✓		✓	✓			
Copper Coil	✓	✓	✓	✓			
Microban® Antimicrobial Pan	✓						
UV Resistant Pan	✓	✓	✓	✓			
<b>APPLICATION</b>							
Vertical Upflow	✓	✓			✓	✓	✓
Vertical Downflow	*				✓	✓	✓
Horizontal Right/Left	✓	✓		✓	✓	✓	
Air Return	✓ Bottom	✓ Bottom/side <sup>°</sup>	✓ Front	✓ Bottom	✓ Bottom/side <sup>°°</sup>	✓ Bottom/side	✓ Top/bottom
<b>MOTOR</b>							
Variable Speed ECM		✓ <span style="border: 1px solid black; padding: 2px;">120 V 240 V</span>					
Five-Speed ECM	✓ <span style="border: 1px solid black; padding: 2px;">120 V 240 V</span>		✓ <span style="border: 1px solid black; padding: 2px;">240 V</span>	✓ <span style="border: 1px solid black; padding: 2px;">240 V</span>	✓ <span style="border: 1px solid black; padding: 2px;">120 V 240 V</span>	✓ <span style="border: 1px solid black; padding: 2px;">120 V</span>	✓ <span style="border: 1px solid black; padding: 2px;">120 V 240 V</span>
PSC	✓ <span style="border: 1px solid black; padding: 2px;">120 V 240 V</span>	✓ <span style="border: 1px solid black; padding: 2px;">120 V 240 V</span>	✓ <span style="border: 1px solid black; padding: 2px;">240 V</span>	✓ <span style="border: 1px solid black; padding: 2px;">240 V</span>	✓ <span style="border: 1px solid black; padding: 2px;">120 V</span>		
<b>HEAT OPTIONS</b>							
Electric	✓*	*	✓	✓*	*		✓*
Hot Water		✓*			✓		
No Heat	✓	✓		✓	✓	✓	✓

✓ Available factory installed \*Available field installed kit °Side return available in 12-36 MBTUH only °° Side return on HW models only



Scan for more information on our Air Handlers



Made in the USA from US and imported parts

**5-YEAR**  
STANDARD LIMITED WARRANTY

AVAILABLE  
**10-YEAR**  
EXTENDED WARRANTY WITH REGISTRATION





# MANUFACTURED HOUSING ELECTRIC FURNACE

Scan the QR code to  
learn more



---

Designed for easy replacement in new or existing homes - fits industry standard mechanical space

---

Two-piece design, increased flexibility to mix and match coil cabinets

---

Multiple electric heat options to tailor performance to each installation

---

Multiple coil cabinet sizes available, and the handle on the front panel makes for easy installation and repair

---

5-year Standard Warranty, with available 10-year Extended Warranty

## mFURNACE

### Flexibility meets reliability for your manufactured home.



Say goodbye to outdated heating systems and hello to the mFurnace™ - an electric furnace designed for the unique needs of manufactured housing. Whether you're replacing an old gas or electric unit, mFurnace™ offers the perfect blend of efficiency, flexibility, and ease of installation.

#### Key Features:

- **Two-piece design:** this innovative two-piece furnace allows for seamless integration with various coil cabinets, giving you the freedom to customize your heating solution
- **Multiple electric heat options** to tailor performance to each installation
- **Superior warranty:** With ADP's unmatched 5-year warranty, and available 10 -year extended warranty, you can trust that your investment is protected for years to come
- **Safety first:** mFurnace™ features a door switch safety mechanism that cuts power when the door is removed, ensuring peace of mind during maintenance
- **Multiple sizes:** mFurnace™ offers a range of coil cabinet sizes, allowing you to find the perfect fit for your manufactured house
- **Customer-centric service:** ADP's commitment to exceptional customer service means you can count on us for support and expertise every step of the way

## Nomenclature

AMH	E	4	D	10	B	2	H	1
Series	Blower Motor	Size/Airflow	Configuration	Electric Heat	Line Voltage Connection	Voltage	Cabinet Color	Revision
AMH	E: 5-speed ECM motor	<p><b>2:</b> 2 Ton/ 1600-800 CFM</p> <p><b>3:</b> 3 Ton / 600-1,300 CFM</p> <p><b>4:</b> 4 Ton / 800-1,400 CFM</p> <p><b>5:</b> 5 Ton / 1,000-1,700 CFM</p>	D: Downflow	<p><b>00:</b> No heat (Size 2-5 Ton)</p> <p><b>05:</b> 5.0 kW (Size 2-5 Ton)</p> <p><b>07:</b> 7.5 kW (Size 2-5 Ton)</p> <p><b>10:</b> 10 kW (Size 2-5 Ton)</p> <p><b>12:</b> 12.5 kW (Size 3-5 Ton)</p> <p><b>15:</b> 15 kW (Size 3-5 Ton)</p> <p><b>20:</b> 20 kW (Size 4-5 Ton)</p>	<p><b>S:</b> Stripped wires</p> <p><b>B:</b> Circuit breaker</p>	<p><b>1:</b> 120 V, 60 Hz, 1ph., with time delay</p> <p><b>2:</b> 208/240 V, 60 Hz, 1 ph., with time delay</p>	N: Not included	

See Spec Guide for additional nomenclature details



# LOW PROFILE - F SERIES



Scan the QR code to  
learn more



---

Compact, lightweight design, up to 12" shorter than the comparable OEM models

---

Multi-position configurations including upflow, downflow, and horizontal left or right

---

Available with PSC or 5-speed high-efficiency ECM motor

---

Electric or no heat, with optional 5-20 kW heat kit factory or field installed

---

Available in 208/240 V and 120 V

## 120 V 5-Speed ECM Air Handler

The 120 V option is designed to target mild climate applications where electric heat isn't a requirement. The supply voltage is a key feature to help installers save time and money in applications where a traditional AC system is being replaced with a heat pump.

## Improved Air Quality

Microbes can double every 20 minutes on an untreated surface



Standard plastic pan with visible mold



Plastic pan with Microban® antimicrobial additive

Mold is part of our environment and there are no practical ways to completely eliminate mold spores.

The best defense against mold in a home is to prevent it from taking hold through moisture control and the use of mold resistant building materials.

## Compact Design

F Series air handlers are lightweight and up to 12" shorter than the comparable OEM models.



## Nomenclature

F	C	M	E31	9	24	S	05	2	A
Series	Blower Motor Type	Airflow Configuration	Slab No.	Refrigerant Type & Metering Device	Unit Size	Line Voltage Connections	Electric Heat	Voltage	Revision
F: Fully Painted (taupe)	C: 3-speed PSC motor E: 5-speed high eff. ECM motor	M: Multi-pos. (vertical, left or right horizontal)		1: Piston (R-454B)	18	S: Stripped wire (Standard) B: Circuit breaker	00: none (sizes 18-60) 05: 5 kW (sizes 18-48) 07: 7.5 kW (sizes 18-60) 10: 10 kW (sizes 18-60) 15: 15 kW (sizes 30-60) 20: 20 kW (sizes 48-60) Note: Maximum 10 kW per electrical supply circuit	1: 208/240 V, 60 Hz, 1ph. (ECM only) 2: 208/240 V, 60 Hz, 1ph. (PSC only) 3: 120 V, 60 Hz, 1ph. (ECM only) 4: 120 V, 60 Hz, 1ph. (PSC only)	
				7: Bleed HP-A/C TXV (R-410A)	24				
				9: Non-bleed HP-A/C TXV (R-410A)	25				
					30				
					31				
					36				
					37				
					42				
					48				
					60				

F	C	M	E31	A	24	S	05	2	R
Series	Blower Motor Type	Airflow Configuration	Slab No.	Metering Device	Unit Size	Line Voltage Connections	Electric Heat	Voltage	Refrigerant Detection System
F: Fully Painted (taupe)	C: 3-speed PSC motor E: 5-speed high eff. ECM motor	M: Multi-pos. (vertical, left or right horizontal)		1: Piston (R-454B & R-32)	18	S: Stripped wire B: Circuit breaker	00: none (sizes 18-60) 05: 5 kW (sizes 18-48) 07: 7.5 kW (sizes 18-60) 10: 10 kW (sizes 18-60) 15: 15 kW (sizes 30-60) 20: 20 kW (sizes 48-60) Note: Maximum 10 kW per electrical supply circuit	1: 208/240 V, 60 Hz, 1ph. (ECM only) 2: 208/240 V, 60 Hz, 1ph. (PSC only) 3: 120 V, 60 Hz, 1ph. (ECM only) 4: 120 V, 60 Hz, 1ph. (PSC only)	R: Included (Factory Installed)
				A: R-454B Non-bleed HP-A/C TXV	24				
				B: R-32 Non-bleed HP-A/C TXV	25				
				C: R-454B Bleed HP-A/C TXV	30				
					31				
					36				
					37				
					42				
					48				
					60				

See Spec Guide for additional nomenclature details



# MULTI-POSITION & HYDRONIC - B SERIES



Scan the QR code to  
learn more



---

Multi-position, hydronic for northern climates where heat can be supplied by electric or hot water

---

Plug and play multi-function control board

---

Side return option available on 12-36 BTU/H models

---

Optional variable speed high-efficiency ECM motor for enhanced product performance

---

Optional easy-to-replace hot water kits, available factory or field installed

---

Field configurable for upflow and horizontal left and right


---

Field installed electric heat kits available for 208/240 V models

---

## Multi-Function Controls

Easy to read plug and play multi-function control board, standard on all models.



### Control Board Features:

- Controls both factory and field installed circulating pumps
- 24 VAC isolation valve control
- Auxiliary contacts for water heater or boiler activation
- Freeze protection activates at 40 °F
- Thermostat connections
- 60 second time delay for blower activation
- 130 °F aquastat time delay for blower activation (optional)
- Pump timer to meet local or national codes for water circulation

## Variable Speed Option

Optional variable speed high-efficiency ECM motor for enhanced product performance.



### Variable Speed Features & Benefits:


- Maintains selected CFM over wide range of static conditions
- Standard fan time delay feature
- Constant air circulation setting for improved IAQ
- LED display for visual indication of air volume

## Nomenclature

B	C	R	M	A3	9	24	S	3P	3	A
Series	Blower Motor Type	Horizontal Drain Pan Position	Airflow Configuration	Slab No.	Metering Device	Unit Size	Line Voltage Connections	Heat Options	Voltage	Revision
<b>B:</b> Painted cabinet (taupe)	<b>C:</b> 3-speed PSC motor <b>V:</b> Variable speed high eff. ECM motor	<b>R:</b> Right-hand <b>O:</b> No cooling coil	<b>M:</b> Multi-pos.		<b>0:</b> No cooling coil <b>1:</b> Piston (R-410A) <b>7:</b> Bleed HP-A/C TXV (R-410A) <b>9:</b> Non-bleed HP-A/C TXV (R-410A)	<b>Slant Coil:</b> 12, 18, 24, 25, 30, 36 (side return capable) <b>A-Coil:</b> 31, 37, 42, 48, 60	<b>S:</b> Stripped Wire	<b>00:</b> No heat <b>Hot water coil w/Pump &amp; Valve Assembly</b> <b>2P:</b> 2 row hot water coil (sizes 12-30, 36) <b>3P:</b> 3 row hot water coil (all sizes) <b>4P:</b> 4 row hot water coil (sizes 31, 37-60) <b>Hot water coil w/o Pump &amp; Valve Assembly</b> <b>2N:</b> 2 row hot water coil (sizes 12-30, 36) <b>3N:</b> 3 row hot water coil (all sizes) <b>4N:</b> 4 row hot water coil (sizes 31, 37-60)	<b>1:</b> 208/240 V, 60 Hz, 1ph. <b>3:</b> 120 V, 60 Hz, 1ph. <b>4:</b> 120 V, 60 Hz, 1ph. & 130 °F aquastat	

B	C	R	M	A3	A	24	S	3P	3	R
Series	Blower Motor Type	Horizontal Drain Pan Position	Airflow Configuration	Slab No.	Metering Device	Unit Size	Line Voltage Connections	Heat Options	Voltage	Refrigerent Detection System
<b>B:</b> Painted cabinet (taupe)	<b>C:</b> 3-speed PSC motor <b>V:</b> Variable speed high eff. ECM motor	<b>R:</b> Right-hand <b>O:</b> No cooling coil	<b>M:</b> Multi-pos.		<b>1:</b> Piston (R-454B & R-32) <b>A:</b> R-454B Non-bleed HP-A/C TXV <b>B:</b> R-32 Non-bleed HP-A/C TXV <b>C:</b> R-454B Bleed HP-A/C TXV	<b>Slant Coil:</b> 12, 18, 24, 25, 30, 36 (side return capable) <b>A-Coil:</b> 31, 37, 42, 48, 60	<b>S:</b> Stripped Wire	<b>00:</b> No heat <b>Hot water coil w/Pump &amp; Valve Assembly</b> <b>2P:</b> 2 row hot water coil (sizes 12-30, 36) <b>3P:</b> 3 row hot water coil (all sizes) <b>4P:</b> 4 row hot water coil (sizes 31, 37-60) <b>Hot water coil w/o Pump &amp; Valve Assembly</b> <b>2N:</b> 2 row hot water coil (sizes 12-30, 36) <b>3N:</b> 3 row hot water coil (all sizes) <b>4N:</b> 4 row hot water coil (sizes 31, 37-60)	<b>1:</b> 208/240 V, 60 Hz, 1ph. <b>3:</b> 120 V, 60 Hz, 1ph. <b>4:</b> 120 V, 60 Hz, 1ph. & 130 °F aquastat	<b>R:</b> Included (Factory Installed)

See Spec Guide for additional nomenclature details



# MODULAR BLOWER - MX SERIES

Scan the QR code to  
learn more



---

Modular blower offering flexible options and ideal for a variety of applications

---

208/240 V 5-speed high-efficiency ECM motor with field-installed electric heat kits

---

120 V PSC or 5-speed high-efficiency ECM motor with hot water heat factory installed

---

Combine with an existing ADP coil in inventory to reduce SKUs

---

Upflow, downflow, and horizontal left or right configurations

# Electric Heat Unit

Modular Blowers can be used as a stand-alone electric furnace or combined with an ADP coil.




## Electric Heat Unit Features:

- High-efficiency 5-speed ECM motor
- 5kW - 20kW field installed Electric Heat Kits
- Slide-out panel with one-point electrical connections
- Add an ADP coil to make complete air handler unit

# Hot Water Heat Unit

Easy to read plug and play multi-function control boards provide fast access to key features.



## Control Board Features:


- Controls both factory and field installed circulating pumps
- 24 VAC isolation valve control
- Auxiliary contacts for water heater or boiler activation
- Freeze protection activates at 40 °F
- Thermostat connections
- 60 second time delay for blower activation
- 130 °F aquastat time delay for blower activation (optional)
- Pump timer to meet local or national codes for water circulation

# Nomenclature

MX	E	08	00	N	2	E	2
Series	Blower Motor	Size/Airflow	Hot Water Coil	Line Voltage Connection	Voltage	Heat Size	Revision
MX	<b>C:</b> 3-speed PSC <sup>1</sup> motor <b>E:</b> 5-speed ECM <sup>2</sup> motor	<b>08:</b> 800 CFM <b>12:</b> 1,200 CFM <b>16:</b> 1,600 CFM <b>20:</b> 2,000 CFM	<b>00:</b> No hot water coil <b>WP:</b> Hot water coil with pump <b>WN:</b> Hot water coil without pump <b>AP:</b> Hot water coil with 130°F aquastat & pump <b>AN:</b> Hot water coil with 130°F aquastat without pump	<b>N:</b> Stripped wire	<b>2:</b> 208/240V, 60Hz, 1ph. with time delay <sup>2</sup> <b>4:</b> 120V, 60Hz, 1ph. with time delay <sup>1</sup>	<b>B:</b> 3 row hot water coil (available on 08 & 20 models) <sup>1</sup> <b>C:</b> 4 row hot water coil (available on 08, 12 & 16 models) <sup>2</sup> <b>E:</b> No heat (electric heat kits sold separately) <sup>2</sup>	

**NOTES:** **1.** Hot water heat models only available with 120V 3-speed PSC motor. **2.** Electric heat & no heat models only available with 208/240V 5-speed ECM motor. See Spec Guide for additional nomenclature details.

Air Handler Size	08	12	16	20
Height (in)	27	27	28	28
Depth (in)	20 1/4	20 1/4	20 1/4	20 1/4
Width (in)	17 1/4	17 1/4	21	24 1/4



# GAS FURNACE REPLACEMENT MODULAR BLOWER

Scan the QR code to  
learn more



---

True replacement for an existing gas furnace with a heat pump

---

Upflow, downflow, and horizontal left or right airflow

---

No electric heat, only for mild climates

---

30" tall - shorter than most gas furnaces with industry standard A, B, C, and D cabinet widths

---

Side return capable on both sides

---

120 V, 5-speed ECM motor

---

Combine with an existing ADP coil in inventory to reduce SKUs

## eFURNACE

### Moduleflex eFurnace is a true replacement for an existing gas furnace.



With either side or bottom return capability, this modular blower should be a drop-in replacement with no modification needed to the current system. It has a high-efficiency 5-speed ECM motor with no electric heat which allows for installation with an existing electrical circuit in climate applications where electric heat isn't a requirement.

#### Features:

- Fits within the existing unit's footprint
- No modification needed to the current system
- High-efficiency 5-speed ECM motor
- No electric heat allows installation with existing electrical circuit

### Nomenclature


AEF	E	3	A	00	S	1	H	H	2
Series	Blower Motor	Size/Airflow	Cabinet Width	Electric Heat	Line Voltage Connection	Voltage	Cabinet Color	Front Panel Color	Revision
AEF= ADP Moduleflex eFurnace	E: 5-speed ECM motor	3: 3 Ton / 600- 1,200 CFM  4: 4 Ton / 1,000-1,600 CFM  5: 5 Ton / 1,400-2,000 CFM	A: 14.25"  B: 17.5"  C: 21.0"  D: 24.5"	00: No heat	S: Stripped wires	1: 120 V, 60 Hz. 1ph. with time delay	H: Galvanized	H: Galvanized  A: Armstrong  G: ICP  J: Goodman/Amana  N: Nordyne  P: Carrier/Bryant/ Payne  R: Rheem/Ruud  T: Trane/American Std.  Y: York/Luxaire/ Coleman	

See Spec Guide for additional nomenclature details



# SOFFIT MOUNT - CP SERIES

Scan the QR code to  
learn more



---

Designed for a seamless and easy install in multi-family applications

---

1.5, 2, and 2.5-ton options to meet replacement market needs

---

PSC and ECM motor options

---

208/240 V with factory-installed heat available in 3, 5, 6, 8, and 10 kW

---

Match-ups with all OEM brands

---


Fits industry standard footprint

---

Optional factory-installed case for new construction

## Perfect Fit

ADP provides options for a variety of applications to meet industry needs.



- Fits industry standard footprint
- Shallow depth for easy installation
- Standard connection locations
- PSC and ECM motor options

## Cased Options

The soffit mount knock-down case provides for ease of installation and simple servicing.



- Optional factory installed case for new construction
- Knock-down case accessory saves storage space
- Both cased options return air capable

## Nomenclature

C	P	18	01C	9	H	P	03	1	C	A
Series	Blower Motor Type	Unit Size	Slab No.	Metering Device	Airflow Configuration	Line Connections	Electric Heat	Voltage	Case	Revision
C: Ceiling mount (uncased)	P: PSC E: ECM constant torque	18	<b>Copper:</b> 01C, 02C, 03C, 04C, etc. <b>Aluminum:</b> 01A, 02A, 03A, 04A, etc.	1: Piston (R-410A)	H: Horizontal only	S: Stripped wire (no heat models only) P: Pull disconnect	00: no heat	1: 208/240 V, 60 Hz, 1ph.	C: Cased U: Uncased	
		19		7: R-410A Bleed HP-A/C TXV			03: 3 kW (sizes 18-24)			
		23		9: R-410A Non-bleed HP-A/C TXV			05: 5 kW (all sizes)			
		24		06: 6 kW (all sizes)						
		25		08: 8 kW (all sizes)						
		29		10: 10 kW (sizes 24-30)						
		30								

C	P	18	01C	A	H	P	03	1	C	R
Series	Blower Motor Type	Unit Size	Slab No.	Metering Device	Airflow Configuration	Line Connections	Electric Heat	Voltage	Case	Refrigerant Detection System
C: Ceiling mount (uncased)	P: PSC E: ECM constant torque	18	<b>Copper:</b> 01C, 02C, 03C, 04C, etc. <b>Aluminum:</b> 01A, 02A, 03A, 04A, etc.	1: Piston (R-454B and R-32)	H: Horizontal only	S: Stripped wire (no heat models only) P: Pull disconnect	00: no heat	1: 208/240 V, 60 Hz, 1ph.	C: Cased U: Uncased	R: Included (Factory Installed)
		19		A: R-454B Non-bleed HP-A/C TXV			03: 3 kW (sizes 18-24)			
		23		B: R-32 Non-bleed HP-A/C TXV			05: 5 kW (all sizes)			
		24		C: R-454B Bleed HP-A/C TXV			06: 6 kW (all sizes)			
		25		08: 8 kW (all sizes)						
		29		10: 10 kW (sizes 24-30)						
		30								

See Spec Guide for additional nomenclature details

Uncased Size	18, 23	19, 24, 29	25, 30
Height (in)	10.5	10.5	10.5
Depth (in)	19.5	20.5	20.5
Width (in)	37	43	49

Cased Size	18, 23	19, 24, 29	25, 30
Height (in)	11	11	11
Depth (in)	24	24	24
Width (in)	39.7	45.7	51.7



# COMPACT WALL MOUNT - S SERIES

Scan the QR code to  
learn more



---

Compact wall mount to meet the needs of multi-family market for wall or closet installations

---

Compact, lightweight design, at 30" tall and weighing 80 lbs. or less

---

Available in copper or aluminum

---

PSC or optional 5-speed high-efficiency motor: 240/208 V, 60 Hz

---

Factory installed electric heat available

---

Top refrigerant connections for easy brazing

## Low Height


ADP provides options for a variety of applications to meet industry needs.



- 30" tall for heat pump match-ups (35" option also available)

## Light Weight

The compact wall mount air handler allows for ease of installation and simple servicing.



- Aluminum and copper wall mount air handler
- Weighing 80 lbs. or less
- Can be a 'one-man job'

## Nomenclature

S	M2	1	24	05	A
Series	Slab No.	Metering Device	Unit Size	Electric Heat	Revision
S: Wall Mount Series	K#: Copper slab L#: Copper slab M#: Aluminum slab	1: Piston (R-410A) 7: Bleed HP-A/C TXV (R-410A) 9: Non-bleed HP-A/C TXV (R-410A)	3-speed PSC motor: 18, 24, 30, 36 5-speed ECM motor: 19, 25, 31, 37, 39	00: No heat 05: 5 kW (all sizes) 07: 7.5 kW (all sizes) 10: 10 kW (all sizes)	

S	M2	A	24	05	R
Series	Slab No.	Metering Device	Unit Size	Electric Heat	Refrigerant Detection System
S: Wall Mount Series	K#: Copper slab L#: Copper slab M#: Aluminum slab	1: Piston (R-454B & R-32) A: R-454B Non-bleed HP-A/C TXV B: R-32 Non-bleed HP-A/C TXV C: R-454B Bleed HP-A/C TXV	3-speed PSC motor: 18, 24, 30, 36 5-speed ECM motor: 19, 25, 31, 37, 39	00: No heat 05: 5 kW (all sizes) 07: 7.5 kW (all sizes) 10: 10 kW (all sizes)	R: Included (Factory Installed)

See Spec Guide for additional nomenclature details

Air Handler Size	18, 19	24, 25	30, 31	36, 37	39
Height (in)	30	30	30	30	35.5
Depth (in)	18 ¾	18 ¾	18 ¾	18 ¾	18 ¾
Width (in)	22	22	22	22	22







2140 Lake Park Blvd, Richardson, TX 75080

**WWW.ADPNOW.COM**

LinkedIn



YouTube



Facebook



Instagram

