


Specification Guide

V Series

Premier Horizontal Evaporator Coils

with Top Connections



Contents	Page
Product Features	2
Nomenclature.....	2
Dimensions	3
Airflow Data.....	4



Product improvement is a continuous process at Advanced Distributor Products. Therefore, product specifications are subject to change without notice and without obligation on our part. Please contact your ADP representative or distributor to verify details.
© by Advanced Distributor Products. All rights reserved.

Product Features

- Short cabinet with easy access.
- High efficiency lanced fin design.
- R-22, R-410, A/C & heat pump compatible.
- Copper refrigerant connections for easy brazing on both copper and aluminum slab models.
- Dual 3/4" FPT condensate drains on front and back of coil allows flexibility of placement to accommodate left or right airflow furnaces.
- Easy to remove access panel with only 4 screws.
- Non-captive panels allow access to inside of cabinet without the need to cut refrigerant lines.
- Refrigerant connections on top of coil.
- Coils are air pressure tested at 500 psi, leak tested with helium, sealed with rubber plugs, then charged with dry air.
- Piston models standard with TXV access port.
- Threaded expansion valves available factory installed or as a field installed kit.
- Copper distributor tube assembly provides brass to brass threads for trouble-free service of TXV.
- Heavy gauge cabinets fully lined with 5/8" foil faced insulation.
- Cabinets are available in multiple colors or embossed steel.
- All coils are foam packed and include bar coding on label.
- Easy to use filler strip, for use if coil dimensions are larger than furnace.
- Dedicated cutouts for condensate drains reduce air leakage.
- Intertek lab tested 1% or less cabinet air leakage for better efficiency.
- Microban® antimicrobial additive to inhibit the growth of mold and mildew in the drain pan.
- HydroTEC™ low water retention drain pan.
- UV resistant drain pans are molded of high temperature (450 deg. F) engineered polymer.
- Refrigerant connections are 3/8" ODF liquid and 7/8" ODF suction.
- Refrigerant connections in center of coil away from airflow path.

Nomenclature

	V	24	H	140	D03	6																												
<p>Cabinet Color</p> <p>V = Embossed</p> <p>A = Armstrong</p> <p>C = Carrier / Bryant / Payne</p> <p>D = Ducane / Aire-Flo</p> <p>G = ICP</p> <p>J = Goodman / Amana</p> <p>L = Lennox</p> <p>N = Nordyne</p> <p>R = Rheem / Ruud</p> <p>T = Trane / American Standard</p> <p>Y = York / Luxaire / Coleman</p>							<p>Bulb Wrap</p> <p>Blank = No wrap (standard)</p> <p>W = With bulb wrap</p>																											
<p>Nominal MBTUH</p>							<p>Metering Device</p> <p>1 = Piston (R-410A)**</p> <p>2 = Piston (R-22)**</p> <p>3 = Bleed A/C TXV (R-22)</p> <p>4 = Non-Bleed A/C TXV (R-22)</p> <p>5 = Non-Bleed HP-A/C TXV (R-22)</p> <p>6 = Non-Bleed A/C TXV (R-410A)</p> <p>9 = Non-Bleed HP-A/C TXV (R-410A)</p>																											
<p>Coil Type</p> <p>H = Horizontal A-Coil</p>							<p>Slab Number</p> <p>D = Copper slab</p> <p>P = Aluminum slab</p>																											
<p>Cabinet Height</p> <p>140 = 14.00" (Rheem / Ruud)</p> <p>142 = 14.25" (Carrier / Bryant / Payne)</p> <p>145 = 14.50"</p> <p>175 = 17.50"</p> <p>210 = 21.00"</p> <p>245 = 24.50"</p> <p>252 = 25.25"</p>							<p>Installed Piston Sizes</p> <table border="1" style="width: 100%; border-collapse: collapse;"> <thead> <tr> <th>MBTUH</th> <th>R-22</th> <th>R-410A</th> </tr> </thead> <tbody> <tr><td>12</td><td>41</td><td>41</td></tr> <tr><td>18</td><td>53</td><td>49</td></tr> <tr><td>24</td><td>59</td><td>53</td></tr> <tr><td>30</td><td>67</td><td>59</td></tr> <tr><td>36</td><td>73</td><td>67</td></tr> <tr><td>42</td><td>80</td><td>73</td></tr> <tr><td>48</td><td>84</td><td>76</td></tr> <tr><td>60</td><td>93</td><td>93</td></tr> </tbody> </table>	MBTUH	R-22	R-410A	12	41	41	18	53	49	24	59	53	30	67	59	36	73	67	42	80	73	48	84	76	60	93	93
MBTUH	R-22	R-410A																																
12	41	41																																
18	53	49																																
24	59	53																																
30	67	59																																
36	73	67																																
42	80	73																																
48	84	76																																
60	93	93																																

** Piston will always be sized to match the nominal BTU rating of the coil.

Dimensions

Slab * Number	Nominal Tonnage	Dimensions (in)		Pallet Qty	Weight (lbs)	
		Height	Length		CU	AL
(D,P) 02	2.0 - 3.0	14/14.25/14.5	21.5	16	47	38
(D,P) 03	2.0 - 3.0	14/14.25/14.5	26.5	8	49	40
(D,P) 04	2.5 - 3.5	17.5	21.5	16	45	36
(D,P) 05	2.5 - 4.0	17.5	26.5	4	47	38
(D,P) 06	3.0 - 4.0	17.5	26.5	4	50	40
(D,P) 07	3.0 - 5.0	21	26.5	6	51	41
(D,P) 08	3.5 - 5.0	21	26.5	6	80	64
(D,P) 09	3.5 - 5.0	24.5	26.5	2	87	70
(D,P) 11	1.5 - 2.5	14/14.25/14.5	21.5	16	50	40
(D,P) 12	2.0 - 3.0	14/14.25/14.5	26.5	8	50	40
(D,P) 13	2.5 - 3.5	17.5	21.5	16	50	40
(D,P) 14	2.5 - 4.0	17.5	26.5	4	50	40
(D,P) 15	3.0 - 4.0	17.5	26.5	4	56	45
(D,P) 16	3.0 - 5.0	21	26.5	6	61	49
(D,P) 17	3.5 - 5.0	21	26.5	6	64	52
(D,P) 18	3.0 - 5.0	24.5	26.5	2	58	47
(D,P) 19	3.5 - 5.0	21	26.5	6	60	48
(D,P) 20	3.5 - 5.0	24.5	26.5	2	60	48
(D,P) 25	2.5 - 3.0	17.5	26.5	4	50	40
(D,P) 26	2.0 - 4.0	17.5	31.5	6	53	43
(D,P) 27	3.0 - 5.0	21	31.5	4	63	51
(D,P) 28	2.5 - 3.0	21	26.5	6	62	50
(D,P) 29	3.5 - 5.0	21	31.5	4	64	52
(D,P) 30	3.5 - 5.0	21	36.5	6	80	64
(D,P) 36	3.0 - 4.0	17.5	26.5	4	55	44
(D,P) 42	1.5 - 3.0	14/14.25/14.5	26.5	8	50	40
(D,P) 43	1.5 - 3.0	14/14.25/14.5	36.5	8	60	48
(D,P) 44	1.5 - 3.0	14/14.25/14.5	31.5	8	58	47
(D,P) 45	2.5 - 3.5	17.5	26.5	4	56	45
(D,P) 46	2.0 - 4.0	17.5	36.5	4	63	51
(D,P) 47	3.0 - 4.0	21	26.5	6	60	48
(D,P) 48	2.0 - 3.0	24.5	26.5	2	60	48
(D,P) 49	4.0 - 5.0	24.5	26.5	2	87	70

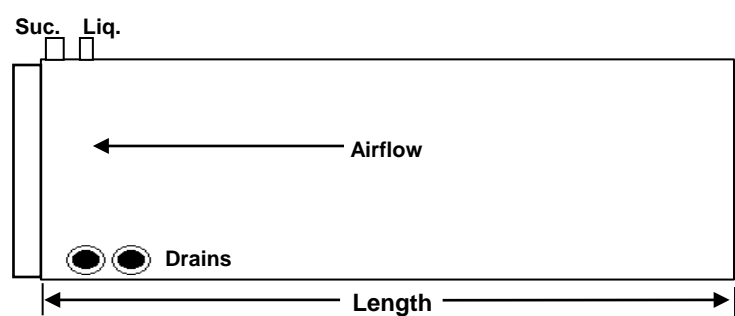
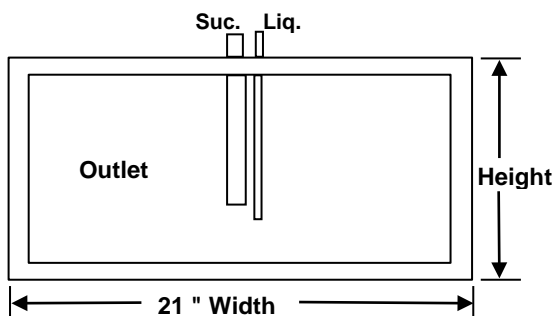
Slab * Number	Nominal Tonnage	Dimensions (in)		Pallet Qty	Weight (lbs)	
		Height	Length		CU	AL
(D,P) 50	3.5 - 5.0	21	31.5	4	63	51
(D,P) 51	3.5 - 5.0	24.5	31.5	4	63	51
(D,P) 52	3.5 - 5.0	21	31.5	4	63	51
(D,P) 53	3.5 - 5.0	24.5	31.5	4	63	51
(D,P) 54	3.5 - 5.0	25.25	31.5	4	75	60
(D,P) 56	4.0 - 5.0	24.5	36.5	2	75	60
(D,P) 57	3.5 - 4.0	21	31.5	4	63	51
(D,P) 58	3.5 - 5.0	24.5	26.5	2	58	47
(D,P) 62	2.0 - 2.5	17.5	21.5	16	47	38
(D,P) 63	2.0 - 3.0	17.5	21.5	16	48	39
(D,P) 64	2.5 - 3.5	21	21.5	12	45	36
(D,P) 65	3.0 - 4.0	21	21.5	12	45	36
(D,P) 66	3.0 - 4.0	21	21.5	12	64	52
(D,P) 67	3.0 - 5.0	24.5	21.5	4	67	54
(D,P) 68	3.5 - 5.0	24.5	26.5	2	73	59
(D,P) 71	2.0 - 2.5	17.5	21.5	16	50	40
(D,P) 72	2.0 - 3.0	17.5	21.5	16	53	43
(D,P) 73	2.5 - 3.5	21	21.5	12	50	40
(D,P) 74	3.0 - 4.0	21	21.5	12	50	40
(D,P) 75	3.0 - 4.0	21	21.5	12	50	40
(D,P) 76	4.0 - 5.0	24.5	21.5	4	64	52
(D,P) 77	4.0 - 5.0	24.5	26.5	2	74	60
(D,P) 78	2.0 - 4.0	17.5	31.5	6	70	56
(D,P) 79	3.5 - 5.0	24.5	26.5	2	75	60
(D,P) 87	2.0 - 3.0	24.5	26.5	2	70	56
(D,P) 88	2.5 - 3.0	21	21.5	12	56	45
(D,P) 89	2.5 - 3.0	21	21.5	12	56	45

* D = Copper slab; P = Aluminum slab

Cabinet Height (in)	14	14.25	14.5	17.5	21	24.5	25.25
Supply opening H x W	12.5 x 19.5	12.75 x 19.5	13 x 19.5	16 x 19.5	19.5 x 19.5	23 x 19.5	23.75 x 19.5
Return opening H x W	13 x 20	13.25 x 20	13.5 x 20	16.5 x 20	20 x 20	23.5 x 20	24.25 x 20

Refrigerant Connections
Liquid Line - 3/8" ODF
Suction Line - 7/8" ODF

Drain Connections - 3/4" FPT Condensate drain connections on both the front and back sides of cabinet.



Airflow Data

Slab * Number	Nominal Tonnage	^ Air Pressure Drop (in WC) by CFM							
		600	800	1000	1200	1400	1600	1800	2000
(D,P) 02	1.5 - 2.5	0.17	0.27	0.40	-	-	-	-	-
(D,P) 03	2.0 - 3.0	-	0.16	0.25	0.35	-	-	-	-
(D,P) 04	2.5 - 3.5	-	-	0.17	0.23	0.34	-	-	-
(D,P) 05	2.5 - 4.0	-	-	0.13	0.19	0.25	0.32	-	-
(D,P) 06	2.5 - 4.0	-	0.09	0.13	0.18	0.24	0.27	-	-
(D,P) 07	3.0 - 5.0	-	-	-	0.14	0.19	0.24	0.30	0.35
(D,P) 08	3.5 - 5.0	-	-	-	0.13	0.17	0.21	0.27	0.32
(D,P) 09	3.5 - 5.0	-	-	-	-	0.15	0.18	0.23	0.27
(D,P) 11	1.5 - 2.5	0.15	0.25	0.37	-	-	-	-	-
(D,P) 12	1.5 - 3.0	0.11	0.17	0.25	0.35	-	-	-	-
(D,P) 13	1.5 - 3.5	0.08	0.14	0.20	0.27	0.36	-	-	-
(D,P) 14	2.5 - 4.0	-	-	0.17	0.24	0.32	0.41	-	-
(D,P) 15	3.0 - 4.0	-	-	0.14	0.20	0.28	0.35	-	-
(D,P) 16	3.0 - 5.0	-	-	-	0.17	0.23	0.29	0.36	0.43
(D,P) 17	3.0 - 5.0	-	-	-	0.14	0.19	0.24	0.25	0.36
(D,P) 18	3.0 - 5.0	-	-	-	0.11	0.14	0.18	0.23	0.28
(D,P) 19	3.5 - 5.0	-	-	-	-	0.22	0.33	0.41	0.48
(D,P) 20	3.5 - 5.0	-	-	-	-	0.19	0.24	0.29	0.34
(D,P) 25	2.5 - 3.0	-	-	0.15	0.21	-	-	-	-
(D,P) 26	2.0 - 4.0	-	0.08	0.11	0.16	0.21	0.27	-	-
(D,P) 27	3.0 - 5.0	-	-	-	0.11	0.15	0.18	0.23	0.28
(D,P) 28	2.5 - 3.0	-	-	-	0.14	0.19	0.23	0.29	0.35
(D,P) 29	3.5 - 5.0	-	-	-	-	0.12	0.15	0.19	0.23
(D,P) 30	3.5 - 5.0	-	-	-	-	0.15	0.19	0.24	0.29
(D,P) 36	3.0 - 4.0	-	-	-	0.20	0.27	0.33	-	-
(D,P) 42	1.5 - 3.0	0.09	0.14	0.20	0.28	-	-	-	-
(D,P) 43	1.5 - 3.0	0.07	0.12	0.17	0.24	-	-	-	-
(D,P) 44	1.5 - 3.0	0.06	0.10	0.14	0.20	-	-	-	-
(D,P) 45	2.5 - 3.5	-	-	0.19	0.27	0.35	-	-	-
(D,P) 46	2.0 - 4.0	-	0.05	0.08	0.11	0.15	0.19	-	-
(D,P) 47	2.0 - 3.0	-	0.11	0.16	0.17	-	-	-	-
(D,P) 48	2.0 - 3.0	-	0.09	0.14	0.19	-	-	-	-
(D,P) 49	4.0 - 5.0	-	-	-	-	0.16	0.20	0.25	0.30
(D,P) 50	3.5 - 5.0	-	-	-	-	0.16	0.21	0.27	0.33
(D,P) 51	3.5 - 5.0	-	-	-	-	0.12	0.15	0.19	0.23
(D,P) 52	3.5 - 5.0	-	-	0.12	0.16	0.20	0.26	0.32	0.39
(D,P) 53	3.5 - 5.0	-	-	-	-	0.17	0.22	0.27	0.33
(D,P) 54	3.5 - 5.0	-	-	-	-	0.16	0.20	0.25	0.30
(D,P) 56	4.0 - 5.0	-	-	-	-	0.13	0.16	0.21	0.25
(D,P) 57	3.0 - 3.5	-	-	-	0.14	0.18	-	-	-
(D,P) 58	3.5 - 5.0	-	-	-	-	0.17	0.22	0.28	0.33
(D,P) 62	1.5 - 2.5	0.13	0.22	0.32	-	-	-	-	-
(D,P) 63	2.0 - 3.0	-	0.17	0.24	0.33	-	-	-	-
(D,P) 64	2.5 - 3.5	-	-	0.19	0.26	0.34	-	-	-
(D,P) 65	2.5 - 4.0	-	-	0.17	0.23	0.30	-	-	-
(D,P) 66	3.0 - 4.0	-	-	-	0.18	0.24	0.30	-	-
(D,P) 67	3.0 - 5.0	-	-	-	0.16	0.20	0.25	0.31	0.37
(D,P) 68	3.5 - 5.0	-	-	-	-	0.15	0.19	0.23	0.27
(D,P) 71	1.5 - 2.5	0.15	0.24	0.35	-	-	-	-	-
(D,P) 72	2.0 - 3.0	-	0.19	0.27	0.37	-	-	-	-
(D,P) 73	2.5 - 4.0	-	-	0.21	0.29	0.37	-	-	-
(D,P) 74	3.0 - 4.0	-	-	0.19	0.25	0.33	0.41	-	-
(D,P) 75	3.0 - 5.0	-	-	-	0.20	0.26	0.33	-	-
(D,P) 76	3.0 - 5.0	-	-	-	0.17	0.22	0.28	0.34	0.40
(D,P) 77	3.5 - 5.0	-	-	-	-	0.19	0.21	0.27	0.34
(D,P) 78	2.0 - 4.0	-	0.09	0.12	0.17	0.23	0.30	-	-
(D,P) 79	3.5 - 5.0	-	-	-	-	0.22	0.28	0.34	0.40
(D,P) 87	2.0 - 3.0	-	0.09	0.13	0.17	-	-	-	-
(D,P) 88	2.5 - 3.0	-	-	0.21	0.29	-	-	-	-
(D,P) 89	2.5 - 3.0	-	-	0.13	0.18	-	-	-	-

* D = Copper slab; P = Aluminum slab

^ Air pressure drop data is under dry coil conditions. For wet coil conversion at standard AHRI conditions, use 1.3 multiplier.